

MODE MONTAGE I SETUP INSTRUCTIES

Patrouille EUROP 4x6
Patrouille EUROP 4x4



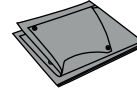
PACKING



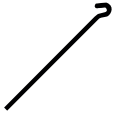
1x INNER TENT



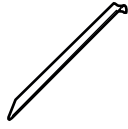
1x OUTER TENT



1x GROUND SHEET



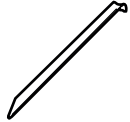
NAIL PEG
34x INNER TENT 4x4



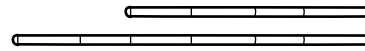
ANGLE PEG
20x PATROUILLE 4x6
16x PATROUILLE 4x4



CENTER POLE
4x PATROUILLE 4x6
3x PATROUILLE 4x4



ANGLE PEG
10x PATROUILLE 4x4



1x RIDGE POLE (4x4)
1x RIDGE POLE (4x6)

