



# Repair document

To get your tent repaired, please send us this completed form in advance along with some pictures of the damage.

We will contact you to schedule the repair.

**Please note the following before bringing your tent in:**

- Make sure your tent is completely dry and clean.
- Mark on the tent with chalk or removable tape where the tent needs to be repaired.
- Only bring the parts that need to be repaired.
- Include a copy of this completed document with your tent.

**Please fill in your details:**

Name: \_\_\_\_\_

Organisation: \_\_\_\_\_

Invoicing address: \_\_\_\_\_

\_\_\_\_\_

VAT number: \_\_\_\_\_

Phone number: \_\_\_\_\_

Email address: \_\_\_\_\_

Type of tent: \_\_\_\_\_

Year of purchase: \_\_\_\_\_

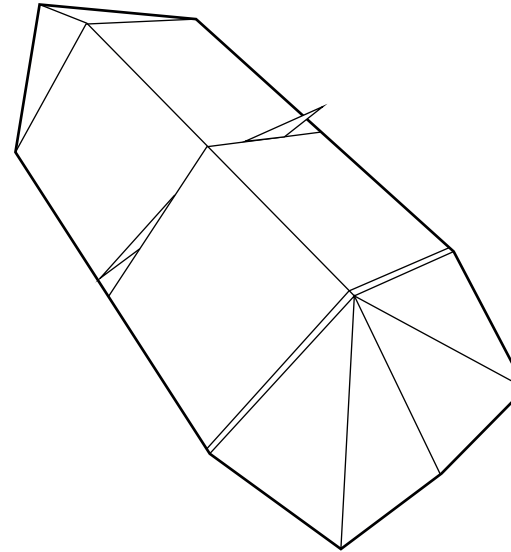
Describe what needs to be repaired: \_\_\_\_\_

\_\_\_\_\_

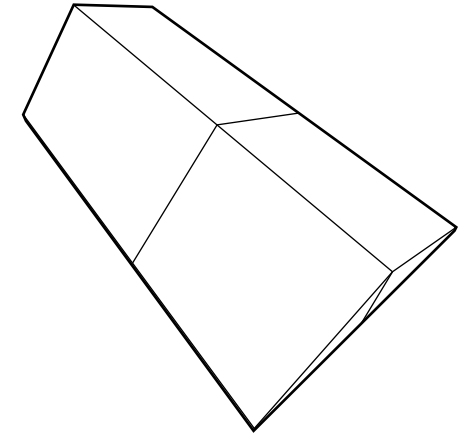


Leuzesesteenweg 127 9600 Ronse | shop@alpino.be  
T.: +32 55 23 24 24 | www.alpino.be

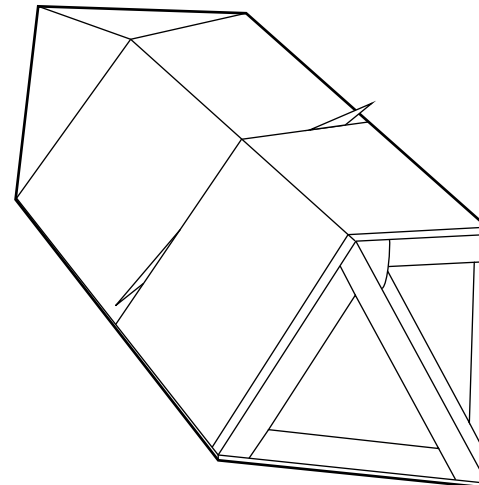
Everest outer tent



Everest inner tent



Hoggar outer tent



Hoggar inner tent

